






LOS ANGELES COUNTY APPROVED EMT PROGRAMS

Organization Contact Person	Address Registration Information	Phone Email	NREMT EMT Initial Exam Pass Rates		
			2009	2010	2011
			() = total taking exam		
Antelope Valley College Lance Hodge  - 2011 EMT Scope of Practice - 5/11	3041 West Avenue K Lancaster, CA 93536	661-722-6300 x6402 lhodge@avc.edu	67% (21)	80% (25)	78% (9)
Antelope Valley ROP Andra Ratliff  - 2011 EMT Scope of Practice - 8/11	1156 E. Avenue S Palmdale, CA 93550	661-575-1028 aratliff@adhsd.org	65% (81)	65% (83)	74% (66)
California Institute of Emergency Medical Training Matthew Goodman  - 2011 EMT Scope of Practice - 5/11	2669 Myrtle Avenue Suite 201 Long Beach, CA 90755	562-989-1520 mg@cietm.com	81% (520)	80% (667)	84% (610)
Cerritos Community College Russel LoBue	11110 Alondra Blvd. Norwalk, CA 90650	562-860-2451 x 2554 rlobue@cerritos.edu	n/a (0)	86% (7)	86% (14)
Citrus Community College Cliff Hadsell  - 2011 EMT Scope of Practice - 8/11	1000 W. Foothill Blvd. Glendora, CA 91741	626-914-8755 chadsell@citruscollege.edu	71% (91)	84% (85)	91% (33)
College of the Canyons Patti Haley  - 2011 EMT Scope of Practice - 5/11	26455 Rockwell Canyon Road Santa Clarita, CA 91355	661-362-5804 patti.haley@canyons.edu	60% (158)	67% (171)	67% (150)

All EMTs must have proof of the 2011 Los Angeles County EMT Scope of Practice by December 31, 2013.

All approved training programs are required notify the EMS Agency and implement the 2011 Los Angeles County EMT Scope of Practice by January 1, 2012

***Click on the year under the NREMT EMT Exam Pass Rates to obtain the pass rates for all approved programs in California from the EMS Authority**






EMERGENCY MEDICAL SERVICES AGENCY

Organization Contact Person	Address Registration Information	Phone Email	NREMT EMT Initial Exam Pass Rates		
			2009	2010	2011
			() = total taking exam		
East Los Angeles College Cheryl Pittman	1301 Avenida Cesar Chavez Monterey Park, CA 91754	323-267-3793 pittman@elac.edu	86% (37)	91% (43)	80% (25)
East San Gabriel Valley ROP Maryann Angel	1501 Del Norte Street West Covina, CA 91790	626-962-5080 x174 mangel@esgvrop.gov	39% (28)	61% (33)	61% (38)
El Camino College Kevin Coffelt - 2011 EMT Scope of Practice - 9/11	16007 Crenshaw Blvd. Torrance, CA 90506	310-660-3616 rbdkev@yahoo.com	55% (104)	61% (124)	59% (95)
Glendale Community College Richard Hayne	1500 N. Verdugo Road Glendale, CA 91208	818-240-1000 x5838 rhayne@glendale.edu	92% (63)	84% (70)	71% (73)
La Puente Valley ROP Aaron Roman - 2011 EMT Scope of Practice - 6/11	18501 East Gale Avenue Suite 100 City of Industry, CA 91748	951-203-5118 aroman@mail.lpvrop.org	64% (59)	58% (36)	100% (1)
Long Beach City College Andy Reno	4901 E. Carson St. Long Beach, CA 90808	562-491-9174 andrew.reno@chw.edu	61% (41)	47% (72)	42% (26)
Los Angeles County ROP Karin Reynoso	9300 Imperial Highway Downey, CA 90242 ** Various Locations in L. A. County	562-922-6728 reynoso_karin@lacoedu.edu	56% (9)	50% (14)	57% (7)

All EMTs must have proof of the 2011 Los Angeles County EMT Scope of Practice by December 31, 2013.

All approved training programs are required notify the EMS Agency and implement the 2011 Los Angeles County EMT Scope of Practice by January 1, 2012

***Click on the year under the NREMT EMT Exam Pass Rates to obtain the pass rates for all approved programs in California from the EMS Authority**

Organization Contact Person	Address Registration Information	Phone Email	NREMT EMT Initial Exam Pass Rates		
			2009	2010	2011
			() = total taking exam		
Los Angeles Harbor College Glenn Weiss	1111 Figueroa Place Wilmington, CA 90744	310-233-4262 weissgj@lahc.edu	15% (13)	46% (13)	n/a (0)
Los Angeles Valley College Alan Cowen  - 2011 EMT Scope of Practice - 5/11	5800 Fulton Avenue Valley Glen, CA 91401	818-947-2982 cowenar@lavc.edu	43% (89)	47% (95)	59% (49)
Mt. San Antonio College Tina Ziolkowski  - 2011 EMT Scope of Practice - 6/11	1100 North Grand Avenue Walnut, CA 91789	909-594-5611 tziolkowski@mtsac.edu	67% (49)	72% (32)	95% (38)
North Hollywood-Polytechnic Community Adult School Claudia Blidaru	10952 Whipple Street North Hollywood, CA 91602	818-394-3957 claudia.blidaru@lausd.net	n/a	n/a	NEW
North Valley Occupational Center Carol Govier	11450 Sharp Avenue Mission Hills, CA 91345	818-365-9645 cagovier@aol.com	32% (103)	42% (93)	52% (90)
Pasadena City College Steven Jensen	1570 East Colorado Blvd. Pasadena, CA 91106	626-585-3022 sbjensen@pasadena.edu	58% (64)	61% (98)	64% (66)
Rio Hondo Community College Tracy Rickman  - 2011 EMT Scope of Practice - 5/11	11400 Greenstone Avenue Santa Fe Springs, CA 90670	562-941-4082 x 21 trickman@riohondo.edu	n/a (0)	73% (131)	82% (119)

All EMTs must have proof of the 2011 Los Angeles County EMT Scope of Practice by December 31, 2013.

All approved training programs are required notify the EMS Agency and implement the 2011 Los Angeles County EMT Scope of Practice by January 1, 2012

***Click on the year under the NREMT EMT Exam Pass Rates to obtain the pass rates for all approved programs in California from the EMS Authority**

Organization Contact Person	Address Registration Information	Phone Email	NREMT EMT Initial Exam Pass Rates		
			2009	2010	2011
			() = total taking exam		
San Antonio ROP Marie Dennis	1425 E. Holt Blvd Pomona, CA 91767	951-212-4055 909-397-4711 x6912 marie.dennis@pomona.k12.ca.us	n/a (0)	n/a (0)	100% (1)
Southern California ROC Stephen Lemmon	2300 Crenshaw Blvd. Torrance, CA 90501	310-224-4200 slemmon@scroc.k12.ca.us	24% (46)	28% (29)	44% (9)
Tri-Cities ROP Linn Karmelich	12519 E. Washington Blvd. Whittier, CA 90602	562-698-9571 x209 lkarmelich@tcrop.k12.ca.us	12% (17)	30% (30)	30% (44)
UCLA Center for Prehospital Care Barry Jensen  - 2011 EMT Scope of Practice - 5/11	10990 Wilshire Blvd. Suite 1450 Los Angeles, CA 90024	310-312-9316 bjensen@mednet.ucla.edu	90% (339)	93% (368)	92% (372)
University of Antelope Valley Marco Johnson  - 2011 EMT Scope of Practice - 7/11	44201 10 th Street West Lancaster, CA 93534	661-726-1911 mjavmc@aol.com	45% (92)	50% (139)	55% (80)

All EMTs must have proof of the 2011 Los Angeles County EMT Scope of Practice by December 31, 2013.

All approved training programs are required notify the EMS Agency and implement the 2011 Los Angeles County EMT Scope of Practice by January 1, 2012

***Click on the year under the NREMT EMT Exam Pass Rates to obtain the pass rates for all approved programs in California from the EMS Authority**